www.novaipms.org

April 2021 Newsletter

Editor: Tom Henderson

The IPMS Northern Virginia Modelers monthly meeting took place on 3 March 2021 with 36 attendees on line. We are holding virtual meetings (including a monthly contest) using Zoom and Google Docs during the pandemic. Our normal Fairfax High School venue is closed to community activities for the foreseeable future. With the presenters permission, we are recording the program portion of our meetings to give members who were not able to attend, and our UK sister chapter IPMS Staffordshire Moorlands, the opportunity to watch later. Although the business meeting starts at 7:00pm, the Zoom link opens at 6:30 so members can do some informal modeling talk before President John Figueroa kicks off the meeting.

John welcomed everyone to our third meeting of 2021 and asked if any new members were present. Although not a true new member, we were happy to see Tom Chase re-join the meeting from Cincinnati after being away for a while. Tom builds 1/72 aircraft along with ships and an occasional car. John updated members of upcoming meetings and shows (hopefully). See page 17 for the list.

A discussion about our eventual return to in-person meetings took place. When it finally happens we would like to able to continue to include the out of area participants we have become used to seeing on Zoom. It will be challenging at our Fairfax High School venue because they do not permit non-school entities to use their Wi-Fi. More study on this issue will continue in the upcoming months.

The monthly Tips and Share meetings will continue to be virtual. This month, a handful of members offered to provide "tours" of their workbench to the membership. If you are interested in showing your latest completed model or work in progress you can send up to six pictures to John. He will put them into a PowerPoint slide show so the builder can talk about their finished model or seek advice on a work in progress.

Vice President Chris Nicoll was not able to attend this month so John reminded everyone to keep the roster up to date by sending updates to Chris and himself. Maintaining the roster is important for reporting membership to the National office and for re-chartering.

Treasurer Tim Barb reminded everyone about our IPMS Membership Subsidy program. When it is time to renew membership or if you would like to join IPMS, go to the website link https://www.novaipms.org/about, scroll to section about the Membership Subsidy and

NoVA Modelers now available on YouTube

The Monthly meetings and Tips & Share sessions are now being recorded and posted on our very own YouTube channel. Vice President Chris Nicoll has created a very professional showcase for all the informative presentations that we feature at the meetings. Be sure to check it out using the link on our Web page: ***www.novaipms.org***

download and complete the renewal form. Mail the form to Treasurer Tim Barb along with your check for $10/year for each year you wish to renew/Join, up to three years. Full instructions are on the form. Make checks payable to "Northern Virginia Modelers." Tim will send the form to IPMS USA with the balance paid by the club. IPMS USA will mail your membership card directly to you.

Secretary Walter Schlueter gave attending members a presentation describing our Build the Same Subject program and how the club is handling it this year. The presentation is posted to the website for reference. If anyone has suggestions for future BTSS subjects, please let either Walter or another board member know.

John talked about our Model Classic contest and show as questions are coming in from our members. The chapter hoped to host Model Classic in April but it was not to be. We are now exploring the feasibility of holding it sometime after the National Convention. Much depends on the access policy our Fairfax High School venue will have in place later this year. The cost of securing an acceptable venue in the Washington DC area is prohibitive. There are currently a lot of unknowns outside the board's control. More to follow as we get more information.

Leo Limucao, who is also a member of IPMS Las Vegas, gave us an update on the status of The IPMS National Convention. Conventions in Las Vegas can be held again which is promising news. Presenters for the National Convention are starting to re- sign up although all tours are on hold. Discussion ensued on airline reservations for the convention. With the "go no go" date for the convention being 1 July it could be challenging to make an airline reservation. Discussion ended with the realization that we will just have to work though the flight reservation process as best we can given the pandemic situation come summer. Leo will keep us up to date as the convention date draws closer.

Peter Espada informed us that he has been elected the Vice President of the Central Pennsylvania IPMS chapter. They are currently planning on holding PennCon in September as an in-person event, optimistic that large gatherings will be prudent at that time. We offered Peter our assistance in whatever he needed to make the club and event, a success.

The program for our 12th virtual meeting was the welcome return of Steve Suddaby who once again treated us to an informative WWI aviation presentation. The subject was World War I bombing techniques and tactics. Following Steve's presentation, Walter wrapped up the meeting by announcing the contest winners. There were 30 entries this month.

That sums up another meeting. A report on the 17 March Tips and Share meeting starts on the next page, followed by the usual contest photo gallery displaying the models entered into competition. Dick Hague almost finishes the A-26 and works on a couple of Northrop Deltas starting on page 13. Next month's program will be an Aris Pappas presentation titled "The Aichi M6A Seiran and the I-400 submarine." The theme for next month's contest is "Classics – any kit manufactured before 1970." Using the nation's new signature departure words, stay safe everybody. See you next month.

Highlights of the 17 March Tips and Share Meeting

This month's Tips and Share was yet another great virtual get-together to talk about the hobby. The theme for this month was work spaces. Several modelers uploaded photos of their work areas and answered questions from the membership. The session provided a ton of inspiration to see the well organized, practical and comfortable "work" areas while engaged in the hobby. Made me hang my head in shame - I must improve mine significantly. Here are a few of the many photos provided by the membership. I also tossed in some of the model photos members sent to John which he shared during the meeting. Enjoy.

Aris Pappas

Jerry Lawson

Mike Fleckenstein

John Figueroa

Ken LaSala Ship Building Setup

Airfix 1/72 Stealth Dakota by Tim Barb

Revell 1/48 Lippish P.13a by Jerry Lawson

Tamiya 1/24 Peugot 205 Rally Car By Nick Polimeni

Contest Winners March 2021

Aircraft 1/72, 1st Place
Mustang III by John Lingwood

Aircraft 1/72, 2nd Place
Brewster 239 Buffalo by John Hughes

Aircraft 1/48, 1st Place
Breda Ba 65-A80 by David Cope

Aircraft 1/48, 2nd Place
Me-262 (CS92) by William Suringa

Armor 1/72, 1st Place
T26E4 Super Pershing by Evan Schmauss

Armor 1/72, 2nd Place
Afrika Korps Recon Unit by Greg Richard

Contest Winners March 2021 (continued)

Armor 1/35, 1st Place
Flak 40 Zwilling by Aaron Hamilton

Armor 1/35, 2nd Place
Panzerjager I by Peter Espada

Ships, 1st Place
U.S.S. Olympia by Tim Hosek



Ships, 2nd Place
LCVP Higgins Boat by Greg Richard

Civilian Vehicles, 1st Place
Kenworth Tractor-Trailer by Greg Richard

Sci-Fi, 1st Place
EvoMin Stalker by Evan Schmauss

Contest Winners March 2021 (continued)

Figures, 1st Place
Valkyrie by José Luis López

Figures, 2nd Place
Rocket Launcher Gunner by Evan Schmauss

Master, 1st Place
SAAB 21B by Alex Bernardo



Masters, 2nd Place
Mirage 2000N by Jim Rotramel

Special, 1st Place
SM-79 Sparviero by Peter Espada

Special, 2nd Place
Triceratops by Karen Cope

Best out of the Box
1/48 Breda Ba 65-A80 by David Cope

Best of Show
Bugatti 35B Classic Gran Prix Racer by Peter Espada

Rest of the Models March 2021

Airfix 1/72 Spitfire I by Peter Espada

Heller 1/72 J-29 by Charles Locke

Airfix 1/72 OA-12 by Greg Richard

Rye Field 1/35 Sherman VC Firefly by TJ Haller

Spaceship 2 / White Knight 2 by Dick Hague

Tamiya Trio of Raptors by Karen Cope

Rest of the Models March 2021

Airfix 1/72 Dr.1 by Greg Richard

Hasagawa 1/72 F2A-1 Buffalo by Aris Pappas

Revell 1/72 CH-3C by Don Dickson

SR-71 Egg Plane by Don Dickson

Italeri 1/35 Jagdpanzer IV L/70 by Charles Locke

Rest of the Models March 2021

1/72 Do-24 by Dick Hague

1/72 Ju-52 by Dick Hague

Hague's Corner

I say 'DEE-CAL, you say 'DECK-ALL

by Dick Hague

Editor's note: Dick shares a unique running text and visual diary of his modeling adventures which includes triumphs, defeats, lessons learned and tips. It is too tall of an order to pull together one complete build from the various messages, so what you are seeing in these articles is a moving "window" of Dick's modeling adventures over time. Nevertheless, we are getting a host of tips and lessons learned suitable for beginners and experienced modelers alike.

I have been working on two 1/72 Northrop Deltas, one by Italeri and the other by Special Hobby. Both have reached the decal stage (Figure 1). No matter what you call those water slide transfers they are something you apply near the end of a model build. Years ago it was the very end but now lots of other things can happen after this step. A lot of times I won't even have the landing gear on until after the overnight drying of decals to allow spraying an overall clear coat without a lot of extra masking.

Figure 1



Figure 2

Although the fuselages are now complete on both Deltas, more subassemblies still need to be added. Notice that there are no engines, cowls, or props. They are being completed separately and as both props need four decals I needed a tool to hold them while I put those tiny markings on. Joining my Mask-O-Matic tools I now have a Legotron Propellor Decalcomania Equalizer tool. Figure 2 shows the easy adaptation taking place to accommodate the Delta's props. Figure 3 shows them ready for application but as it was a bit crowded I decided to add a second tool. Figure 4 (next page) shows the props after application of all markings. After a clear spray to seal them in, I will brush paint a different shade of metal on the hub and center areas.



Figure 3



Figure 4

Figure 5

Tip alert! While the Italeri kit decals benefitted from applying both MicroSol, a wetting solution, and Solvaset which is a decal softening liquid, the Special Hobby decals worked best when only water was used to apply them. If you have some decals that want to fold under themselves, try using just plain water.

I didn't want to take the chance of applying decals right over the slightly rough silver painted surfaces of the Deltas so all received an overall Tamiya Clear Gloss coating. Then the decaling started, going from one plane to the next to allow for drying. One of the Deltas had underwing bomb racks that got in the way of the serial numbers (Figure 5). Without any positive points under the wing to locate the racks, and to make sure they matched distances from the edges, I went ahead and glued them on earlier and painted them along with the rest of the plane.

I cut off the entire letter '0' before putting on the '69'. When these pictures were taken I had carefully trimmed the '0' to place as shown. Later, after well dry, I cut off some pieces of the '0''s and completed what you could see of it. Not perfect but good enough. Green bombs could also hide imperfections.

Tip alert! Some decal makers have enough printed material to go around edges such as the yellow on the leading edge of the A-26's vertical tail in figures 6 and 7 (next page). Use it. It saves using paint to connect the two sides. Not shown, the supplied rear half of the other side was put on at the same time and it was also wrapped around. I let those dry overnight. Tonight I added the second part to both sides (Figure 8). Any slight imperfections can be carefully cut off with a sharp blade or tiny touch of paint. I did one quick cut on a tad of black stripe on the front bottom.



Figure 6

Figure 7



Figure 8

Unlike the A-26 the fin decals on one of the Delta's is going to need a touch of red, white and blue paint to close it up (Figure 9). Unusual are the pinkish code letters on the rear fuselage of the Delta in Figure 10. The original red letters were hastily painted over when it was being assigned to a training unit from operations. I don't know if they used white or silver paint but a second coat was definitely needed but hey, there was a war going on. These pink markings came with the kit, not my well researched accurate modeling mode.

More decals need to go on the A-26 but those stars and bars do bring it to life (Figures 11 and 12). I had to polish out some silver overspray that got under the gunner's canopy mask on one side. That took a couple of hours.



Figure 9



Figure 10

Figure 11

Figure 11

April Meeting Program and Contest Theme

Program: **Aris Pappas,** "Aichi M6A Seiran and I-400 Submarines."

Contest: Classics – Any model manufactured before 1970.

Visit the club website at ***www.novaipms.org*** and join the club Google group at

https://groups.google.com/forum/#!forum/northernvirginiamodelers

Both locations will allow you to access the monthly Contest/Program Schedule as well as information about IPMS Northern Virginia Modelers.

We're also on Facebook

https://www.facebook.com/pages/Northern-Virginia-IPMS

IPMS NoVA Executive Board and Chapter Volunteers

IPMS Northern Virginia Modelers
Chapter Officers

President:
John Figueroa

Vice President
Chris Nicoll

Treasurer:
Tim Barb

Secretary/Historian:
Walter Schlueter

Chapter Contact:
Tom Henderson

Join IPMS/USA: ***www.ipmsusa.org***

IPMS/USA MEMBERSHIP FORM

IPMS No.: _____ Name: _____
If Renewing First Middle Last
Address: _____
City: _____ State: _____ Zip: _____
Phone: _____ E-mail: _____
Signature (required by P.O.) _____
Type of Membership ☐ Adult, 1 Year: $30 ☐ Adult, 2 Years: $58 ☐ Adult, 3 Years: $86
☐ Junior (Under 18 Years) $17 ☐ Family, 1 Year: $35 (Adult + $5, One Set Journals) How Many Cards? _____
☐ Canada & Mexico: $35 ☐ Other / Foreign: $38 (Surface) Checks must be drawn on a US bank or international money order
Payment Method: ☐ Check ☐ Money Order

Chapter Affiliation, (if any): _____
If Recommended by an IPMS Member, Please List His / Her Name and Member Number:
Name: _____ IPMS No.: _____

IPMS/USA
Join or Renew Online at: www.ipmsusa.org

PO Box 1411
Riverview, FL 33568-1411

IPMS Northern Virginia Modelers
Chapter Volunteers

Contest Coordinator:
Walter Schlueter

Webmaster:
Mike Fleckenstein
IPMS USA Webpage of the Year for 2017

Newsletter Editor:
Tom Henderson
IPMS R2 Newsletter of the Year for 2015
tomhenderson51@verizon.net

Raffle Coordinators:
Curtis and Shirley Clinton

Program Coordinator:
John Figueroa

Make and Take Coordinator
William "Chinxy" Jenks

Upcoming Events

7 April 2021
IPMS Northern Virginia Modelers Monthly Meeting
Start time 7:00 pm
Virtual meeting - notification links sent via the IPMS Northern Virginia Modelers Google Group

13 April 2021
Washington Armor Club Virtual Meeting
Start time 7:00 pm

20 April 2021
IPMS DC Virtual BOGSAT (Bunch Of Guys, or Gals, Sitting Around a Table) Meeting *(Via Zoom)*
7:30-9:00pm

21 April 2021
IPMS Northern Virginia Virtual Tips and Share Meeting *(Via Zoom)*
Start time 7:00pm

28 April 2021
NCMSS Monthly Meeting
(via Zoom - see note next page)

19 June 2021
Region 12 Regional Show
SC National Guard Armory and SC Military Museum
1225 Bluff Road
Columbia, SC 29201

31 July 2021 *(Rescheduled)*
MosquitoCon
Wayne Pal Hall, PAL Drive
Wayne, NJ

TBD *(Postponed)*
NOREASTCON 49
8250 Park Rd
Batavia, NY 14020

18 September 2020
PENNCON 2021 (Tentative)
Eisenhower Hotel & Conference Center's Activity Center
2638 Emmitsburg Rd.
Gettysburg, PA

Model Classic will have to wait for another year. We are hopefully looking forward to hosting Model Classic next Spring.

18-21 August 2021
IPMS National Convention
Las Vegas, NV

13-14 Nov 2021
IPMS UK Scale Model World
Telford, UK

29-30 Apr 2022
NOREASTCON 50
Latham, NY

Upcoming Events (continued)

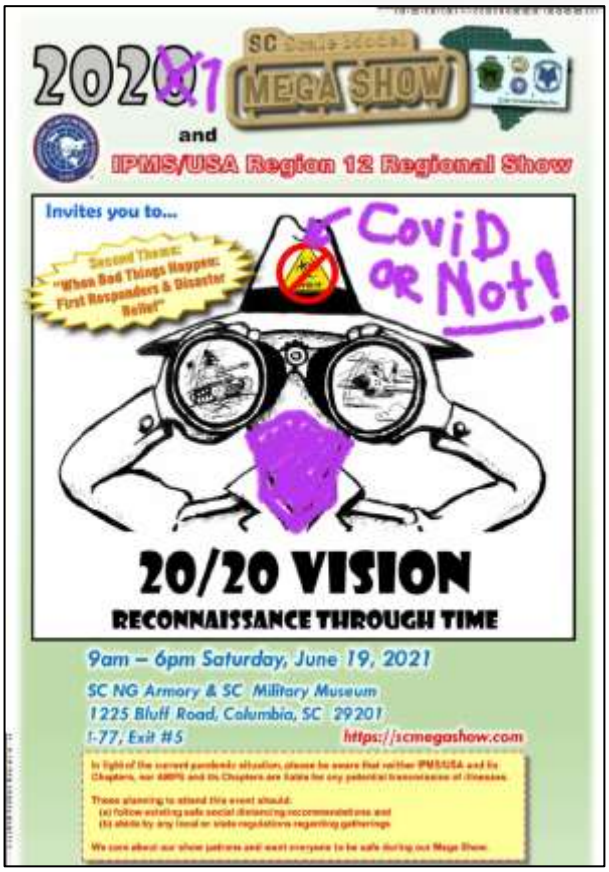

National Capital Model Society monthly Meetings

The NCMSS is conducting their meetings via Zoom. They send email invites with the link prior to every meeting. If you are interested in attending the NCMSS monthly meetings are not already on their list, send an email to David Hoffman at bpchasseur@comcast.net
Go their website "Meeting and Info Schedule" page for more information.

NoVA Modelers now available on YouTube

The Monthly meetings and Tips & Share sessions are now being recorded and posted on our very own YouTube channel. Vice President Chris Nicoll has created a very professional showcase for all the informative presentations that we feature at the meetings. Be sure to check it out using the link on our Web page: ***www.novaipms.org***

Click on the icons to access the links