



www.novaipms.org



July 2023 Newsletter

Editor: Tom Henderson



Left: Checking out the models on the display tables. Right: VP Haagen Klaus addresses the membership. President Scott Bricker is to his right.

The IPMS Northern Virginia Modelers meeting took place on 14 June at Fairfax High School with a whopping 75+ attendees present. The chapter welcomed two new members: Chris McNeely who likes to build armor models; and Purcell Robertson who primarily dabbles in 1:72 aircraft. He leans heavily on SST subject matter. We look forward to Chris and Purcell gracing the chapter with their builds and fellowship in the coming months.

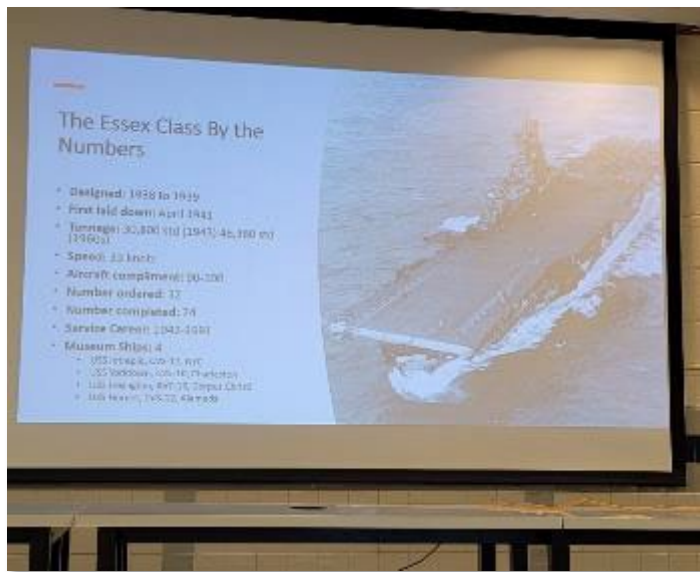
It is apparent the pre-meeting kit selling is growing. There were numerous happy campers snatching up bargains as kit stashes ebb and flow between members. (Editor's note: A quick note for potential vendors reading this and maybe making plans to attend our meetings to sell. Fairfax County, along with every government building in the state, prohibits for-profit selling on any of their facilities. Only non-profit modelers/collectors looking to thin down their own collections may sell on school grounds.

After President Scott Bricker brought the meeting to order, he passed the mic to Tim Barb who announced the running of a Make & Take on 7 July in Montrose, Virginia. Contact Tim at tabarb833@gmail.com to get the address for members who would like to help mentor a future master modeler. A good cause!

Vince Mankowski, representing the Southern Maryland Scale Modelers, shared the chapters thanks to NoVA for sponsoring award packages for their first PAXCON show scheduled for 7 October. Vince added that show planning is going very well, however they are continuing to look for judges.

One of the most, if not the most well-known class of US aircraft carriers is the Essex Class. They are famous for their incredible service from WWII, Korea and into the Vietnam era before finally being replaced by today's super carriers. Their length of service from the likes of Hellcats to Crusaders to recovery of Mercury-Redstone, Gemini and Apollo space missions encompasses numerous post WWII modifications, variants, and conversions. It takes an expert to know the history of the class from beginning to end.

We are fortunate to have one of those experts in our chapter. Ben Hardaway led a very informative discussion on the evolution of the class and gave us a course on accurately modeling them in a variety of scales. Ben brought some examples of the challenges in the different kits and the amount of work it takes to address fit issues. He also shared some amazing 3D printed and photoetch aftermarket options to dress up your Essex.



Ben's program concluded a great monthly meeting. As always, the usual photo gallery and Hague's Corner features are next. A few photos from our quarterly Zoom meeting with IPMS Staffordshire Moorlands, our sister IPMS UK chapter can be found on page 12. Next up is a Walter Schlueter show report starting on page 17. Walter and his bride Gail traveled to Knoxville where he attended the Smokey Mountain Model Con.

Our next meeting will be 5 July. The location for the August meeting will not be Fairfax High School. The school informed us they cannot accommodate us in August, so Jon Etherton acted quickly to find a venue for our 2 August meeting. We will meet at the Sully District Government Center. The address is 4900 Stonecroft Boulevard, Chantilly, VA 20151.

Contest Winners June 2023



*Aircraft 1/48, First Place
Rafale by Mark Haskell*



*Aircraft 1/48, 2nd Place
F-14 by Dale Hutchinson*



*Sci-Fi, 1st Place
X-wing over Scarif by Leighton Greestreet*



*Sci-Fi, 2nd Place
R2D2 by Ben Hardaway*



*Ships, 1st Place
Fuso by Dennis Forrest*



*Figures, 1st Place
T-Rex by Brad Dismakes*

Contest Winners June 2023 (continued)



*Figures, 2nd Place
Cambrian Namarti by Jon DeSalva*



*Master, 1st Place
F-86 by Vince Mankowski*



*Master, 2nd Place
KV-2 by Scott VanEtten*



*Special, 1st Place
Fokker D-VII by Jim Rotramel*



*Special, 2nd Place
Type 5 Tank by Randy Corish*

Best out of the Box **1/35 KV-2 by Scott Vanetten**



Contest Winners June 2023 (continued)

OOB Supplement by By Scott Vanetten

The Kliment Voroshilov (KV) tanks are a series of Soviet heavy tanks named after the Soviet defense commissar and politician Kliment Voroshilov who operated with the Red Army during World War II. The KV tanks were known for their heavy armor protection during the early stages of the war, especially during the first year of the German invasion of the Soviet Union.

In certain situations, even a single KV-1 or KV-2 supported by infantry could halt German formations. The German Wehrmacht at that time rarely deployed its tanks against KVs, as their own armament was too poor to deal with the "Russischer Koloss" – "Russian Colossus".

The Germans captured some of the KV-2's, (as well as other abandoned Russian tanks/artillery pieces) and modified them with German accessories (commanders' cupola), lighting, etc.) and used them in special companies, like the Pz.Abt.66 for the invasion of Malta.

Scott built both of the KV-1s seen below. His kit OOB winner represents an older version KV-1 (Tamaya Kit) pulling up to a captured and modified KV-2- showing that it has been "Re-Captured" in running order, (Dragon kit). The units these tanks belong to are not known.



KV-1 at the Bovington Museum
Photo courtesy of Wikipedia.



This is Scott's KV-1

Best of Show Panzer IV by Rafe Levy



Contest Winners June 2023 (continued)

Best of Show Supplement

<https://tankmuseum.org/tank-nuts/tank-collection/panzer-iv>

The Panzer IV could well be described as the workhorse of the German Panzer arm.

Classed originally as a close-support tank for panzer regiments its short, stubby 75mm gun fired high explosive and smoke rounds as required. At around 18 tons it was the heaviest front-line tank in German service at the outbreak of war but, apart from the suspension, bore a strong family likeness to the Panzer III. Various improvements were introduced over the years but the most significant, dating from the winter of 1941/1942, was the fitting of the much longer 75mm KwK 40 which, at a stroke, made the Panzer IV one of the most powerful tanks on the battlefield.



Rest of the Models June 2023



Airfix 1/76 Male Tank by Mike Howe



BB-8 by Ben Hardaway



1/48 Dauntless by Greg (?) Sorry I could not read the last name)



WWI "Stuff" by Dick Hague



1/72 Dr-1 by Walter Schlueter



1/35 Centauro by Angel Garcia

Rest of the Models June 2023 (continued)



Tiny SO3S



1/35 KV-1 by Scott VanEtten



Mandalorian by Jake Lunn



1/48 MC-202 by Walter Schlueter



1/72 Mosquito



Mutsa by Dennis Forrest

Rest of the Models June 2023 (continued)



1/48 Osprey by Vince Mankowski



1/72 Osprey by Vince Mankowski



P-38 by Wes Shull



Paper Model Display



1/700 Ship by Dennis Forrest



Tiny 3D Printed Albatross

Rest of the Models June 2023 (continued)



WWI Bus by Dick Hague



1/35 Warrior by Angel Garcia Ablanque

Zoom Meeting with IPMS Staffordshire Moorlands 2023

(AND I FORGOT AGAIN!). Apologies for my absent mindedness – I hope to get one more chance to attend if there is another meeting before November. If not, I look forward to catching up at Scale Model World. Jon Etherton sent me a bunch of photos in a PowerPoint file which made me even angrier at myself for missing the get-together. The file is full of examples of world class modeling. It would have been great to hear some of the background behind these models. I am at least happy to be able to share a few of the show and tell photos with you. For those of us who did not attend, here is an idea as what we missed.

1/72 TSR-2 Mike Fleckenstein



1/48 Ar-196 by David Cope

1/48 Fairy Flycatcher: builder not listed



- Old Impact kit re-boxed by Lindberg as a dual kit with a Hawker biplane Fury
- Not very detailed
- Modifications:
 - Wired and added exhaust pipes to engine
 - Reframed cockpit interior
 - Added instrument decals to panel
 - Correctly mounted gunsight under the upper wing
- Rigged with Uschi elastic thread

Cyril the Cyclops: builder not listed



- WIP
- Stands about 12" tall
- Also has a cage with Sinbad
- Plan on using floral moss as the fur on the legs
- Look familiar Karen?

In-progress 1/48 Skyhawk by Jerry Lawson



In-progress 109s, 1/32 and //48

Builder not listed



- Current main effort: 1/72 Fly Caproni CA.101.
- Planned camouflage & markings are for Caproni D2, of the 15th Squadriglia "Quia Sun Leo."
- Building a Fly kit is an interesting challenge to say the least.

Dana Bell displayed 15 detail photos of the Devastator. Here are 2.



Hague's Corner





Snake Bite!

by Dick Hague

Editor's note: Dick shares a unique running text and visual diary of his modeling adventures which includes triumphs, defeats, lessons learned and tips. It is too tall of an order to pull together one complete build from the various messages, so what you are seeing in these articles is a moving "window" of Dick's modeling adventures over time. Nevertheless, we are getting a host of tips and lessons learned suitable for beginners and experienced modelers alike.

Tip alert! No, it's not fang puncture wounds on my knee but a piece of masking tape that just had several thin brass instrument panels removed from it after they had been spray painted black (Figure 1). Later the unpainted back side of the brass panel will be coated with PSA, Pressure Sensitive Adhesive, and a carefully aligned with the holes in the brass, photo negative of the gauges will be pressed against the brass. It will look like the instrument panels now have numbers and lettering inside.

The next two pictures show what has been biting on me the last two modeling sessions. If it wasn't enough dealing with four Kingcobra kits last week I had to try and restart a pair of the predecessor Airacobras (Figures 2 and 3). The two pictures of taped Airacobra fuselages isn't to facilitate the two halves coming together but rather to hold in alignment the interiors while the glue gets really hard (Figure 4). Saturday's modeling on the pair ended the night with both interiors almost completely pulled out after getting put together during the day.



This Sunday's session involved removing a lot of molded on interior fuselage details and alignment fixtures as well as an almost total relocation of what got pulled out in an earlier night! Not only RS, but a few other brands lately have assumed you know what the kit designer was thinking when the instructions were drawn up. Not only were the kit instructions showing parts near but not touching parts they would go against, but also not telling that some parts needed to be reshaped by cutting! Here is a simple example of a before and after instrument panel that goes in the two-seat trainer version (Figure 5).




Figure 5

Remember the uncomfortable looking BR.20 crew members being painted from a previous update? They got some blue gray pants and yellow life vests (Figure 6).

Tip alert! Not having painted a group of crewmembers recently, I should have sprayed them entirely with a white primer making a second coat of yellow unnecessary as well as easier to paint the other colors!

This last two pictures (Figures 7,8, and 9) show the BR.20 nose masked off inside and out. You can see the sink mark on the side in Figure 7. Extra plastic inside making a 'shelf' to hold a later installed turret stayed hotter longer during the molding process and shrank the outside down. This taped together assembly was first sprayed the interior green color and then aluminum.



Figure 6




Figure 7



Figure 8



Figure 9

IPMS Knoxville Smoky Mountain Model Con

by Walter Schlueter

On May 20th, I had the good fortune to attend the IPMS Knoxville Smoky Mountain Model Con. My wife and I were on a vacation (Dollywood, Smoky Mountains, etc.) and the timing worked out perfectly. The Knoxville Scale Modelers Association has held this show for the last 40 years plus and according to their E-board the turnout this year was their most balanced and best show to date. The theme for this year's show was Vietnam.

The show was held in the gym of the Knoxville Catholic High School. The vendors were arranged around the perimeter of the room with the contest in the middle. I counted 16 vendors of which most were car vendors.

There were four rows of elevated tables to make it easier to see the models. The model turnout seemed good for a one-day show. There were mostly car models, and a good turnout of Gundams. The aircraft turnout (46 planes) was small with the junior entry having only one model. While I do not have specific numbers for attendees, below is a link to pictures of the contest entries. There were over 240 total entries. A few photos taken from the link below are in the next couple of pages.

<https://www.knoxvillescalemodelers.com/2023-smoky-mtn-model-con-knoxville-tn.html>

Best of show went to a Star Wars Imperial star destroyer that was fully lit up.

An interesting feature of the show was that the vendors seemed to pack up around 2 pm and then people were socializing while the judges held final discussions on category winners. Judging was done on IPMS format. I also had the pleasure of seeing three NOVA IPMS members at the show.

Afterwards, my wife and I had a chance to meet the Knoxville chapter president, and the chapter treasurer, for dinner

Being about an hour flight or an eight hour drive from the Washington DC area, this show is extremely doable for anyone who wants to attend from Washington DC and surrounding areas. I invited their board to attend our Model Classic next year on April 13, 2024.

The IPMS Knoxville Smoky Mountain Model Con is not to be missed. There are many things to do nearby, in Pigeon Forge, Gatlinburg and the surrounding areas that the whole family can make it a vacation.

Next year's show is tentatively scheduled for 18 May 2024 at the same venue: Catholic High School, 9245 Fox Lonas Road NW, Knoxville, TN 37923. The link to a tentative flyer along with the 2023 category winners is:

<https://www.knoxvillescalemodelers.com/annual-model-contest.html>







July Meeting Program and Contest Theme

Program: Jim Rotramel – Operation El Dorado Canyon (Pt. 2)

Contest: Tiger Meet – Any vehicle from a Tiger Meet event or with a tiger-like decor

Visit the club website at www.novaipms.org and join the club Google group at <https://groups.google.com/forum/#!forum/northernvirginiamodelers>

Both locations will allow you to access the monthly Contest/Program Schedule as well as information about IPMS Northern Virginia Modelers.

We're also on Facebook

<https://www.facebook.com/pages/Northern-Virginia-IPMS>

IPMS NoVA Executive Board and Chapter Volunteers

IPMS Northern Virginia Modelers Chapter Officers

President: Scott Bricker	Vice President Haagen Klaus
Treasurer: Jon Etherton	Secretary/Historian: Dale Hutchinson
Chapter Contact: Tom Henderson	

IPMS Northern Virginia Modelers Chapter Volunteers

Contest Coordinator:
Walter Schlueter

Webmaster:
Mike Fleckenstein
IPMS USA Webpage of the Year for 2017

Newsletter Editor:
Tom Henderson
IPMS R2 2020 Newsletter of the Year
tomhenderson51@verizon.net

Raffle Coordinators:
Randy Corish, Mike Howe

Program Coordinator:
Vacant, volunteer needed

Make and Take Coordinator
Tim Barb

Join IPMS/USA: www.ipmsusa.org

IPMS/USA MEMBERSHIP FORM	
IPMS No.:	Name: _____
Address: _____	First _____ Middle _____ Last _____
City: _____	State: _____ Zip: _____
Phone: _____	E-mail: _____
Signature (required by P.O.): _____	
Type of Membership <input type="checkbox"/> Adult, 1 Year: \$30 <input type="checkbox"/> Adult, 2 Years: \$58 <input type="checkbox"/> Adult, 3 Years: \$86	
<input type="checkbox"/> Junior (under 18 Years): \$17 <input type="checkbox"/> Family, 1 Year: \$35 (Adult + \$5, One Set Journals) How Many Cards? _____	
<input type="checkbox"/> Canada & Mexico: \$35 <input type="checkbox"/> Other / Foreign: \$38 (Surcharge) Checks must be drawn on a US bank or international money order	
Payment Method: <input type="checkbox"/> Check <input type="checkbox"/> Money Order	
Chapter Affiliation, (if any): _____	
If Recommended by an IPMS Member, Please List His / Her Name and Member Number:	
Name: _____	IPMS No.: _____
IPMS/USA	
Join or Renew Online at: www.ipmsusa.org	
PO Box 1411 Riverview, FL 33568-1411	

Upcoming Events

5 July 2023

IPMS Northern Virginia Modelers Monthly Meeting
Fairfax High School
3501 Lion Run, Fairfax VA

8 July 2023

Washington Armor Club Meeting
George Mason Regional Library
7001 Little River Turnpike (VA route 236)
Annandale, Va

18 July 2023

IPMS DC Meeting
Nancy H. Dacek North Potomac Community Rec Ctr
13850 Travilah Rd. Rockville, MD 20850
6:30-8:45pm

19 July 2023

IPMS Northern Virginia Tips and Share Zoom Meeting

26 July 2023

NCMSS Monthly Meeting
Thomas Edison High School
5801 Franconia Road
Alexandria, VA 22310

2-6 August 2023

IPMS USA National Convention
San Marcos, TX

16 September 2023

PENNCAN 2023
US Army Heritage and Education Center
Carlisle, PA 17013-5021

30 September 2023

National Capitol Model Soldier Society (NCMSS)
Annual Show
Springfield Hilton
6550 Loisdale Road
Springfield VA

7 October 2023

PAXCON 2023
IPMS Southern Maryland Scale Modelers
Hollywood Volunteer Fire
24801 MD-235
Hollywood, MD 20636

CENTRAL PENNSYLVANIA IPMS PRESENTS

PENNCAN 2023

MODEL SHOW AND CONTEST

SEPTEMBER 16, 2023 9:00AM TO 4:30PM
US ARMY HERITAGE & EDUCATION CENTER
950 SOLDIERS DRIVE, CARLISLE PA 17013-5021



The Sixties

Contest fee (up to 3 entries):	Walk-in and Display only:
Adult \$15.00 (additional entries \$1.00 each)	Individuals \$7.00
Junior (16 & under) \$5.00	Families \$10.00
Uniformed individuals admitted free!	
Make & Take for kids 15 and under.	

For more information visit: www.cenpennipms.com
Contact: Dana Sadarananda (717)395-7489 e-mail: chilid1042@gmail.com
Vendor Contact: Robbie Crossley (717) 439-4365 e-mail: ricthd@aol.com



COME AND MAKE IT
IPMS/USA NATIONAL CONVENTION
SAN MARCOS - TEXAS
AUG 2ND - 5TH 2023

National Capital Model Soldier Society
62nd ANNUAL SHOW

Dedicated The Revolutionary War's End 1790 240 Years

SEPT. 30, 2023
 Saturday 9 AM to 5 PM
 at the **SPRINGFIELD HILTON**
 6050 Loudale Rd
 Springfield, VA

HIGHLIGHTS!

- Trophies and Sponsored Awards
- Car/Snipe/Team/Armor Class Displays
- Professional Photographs
- GUNDAM Build Tables & Giveaways
- Modeling Demonstrations
- Hobby Vendors

For Details and Program Updates Visit us @ **NCMSSClub.org**

PAXCON 2023
 Show and Contest
 Presented By
 The Southern Maryland Scale Modelers

SOMD SCALE MODELERS

Where?
 Hollywood Volunteer Fire Department
 24801 Three Notch Rd
 Hollywood, MD 20636

When?
 7th October 2023

To Register —
PaxCon2023.org