



[www.novaipms.org](http://www.novaipms.org)



# September 2025 Newsletter

*Editor: Tom Henderson*



Best of Show this month went to Charles Locke for his 1/35 ZTZ 99A

The Northern Virginia IPMS Club held its monthly meeting on Wednesday, 12 August 2025, at the Sully Government Center. Attendance was 45 members present. This will be the last time we meet at the Sully Center this summer. We will be back on our regular meeting place at Fairfax High School in September.

The main program included participants to present what they brought and to share their experience in the build.

We closed out the meeting with contest results. The contest instituted new voting times (7:30 - 8:00 PM) that tightens up the voting process and respect folks arriving late that want to enter the contest.

We continue to look for a new club **Monthly Contest Coordinator**. Hutch, Club Secretary, continues to serve as the **Interim Monthly Contest Coordinator**. But we need someone to step up and lead this important function. If you're interested in getting more involved with the club, this is a fantastic opportunity to contribute and have fun while doing it.

Also, late next year, John Etherton, will be stepping down as the Club Treasurer. This is one of the most important and vital positions in the club. John has been doing a fantastic job for many years, and he will be sorely missed, but he is seeking to move on. We will need someone to step up and takeover this role. Ideally, the sooner we can identify a replacement, the better, as John can train the person ahead of time for a seamless transition. Please let us know, if you are interested in filling this vital position on the team.



*Left: Voting underway. Right: Sam Wood talks about her excellent Shadow Fox build during the program for the evening.*

## Contest Winners August 2025



***Special, 1<sup>st</sup> Place  
Thompson racer by John Klinkham***



***Special, 2<sup>nd</sup> Place  
F-104 by Mike Snider***



***Aircraft 1/48, 1<sup>st</sup> Place  
Bf-109G by Mark Bailly***



***Aircraft 1/48, 2<sup>nd</sup> Place  
Lysander by Mike Snider***



# Contest Winners July 2025



*Aircraft 1/72, 1<sup>st</sup> Place  
F-4J by Mark Bailey*



*Aircraft 1/72 2<sup>nd</sup> Place  
P-47 by Jeff Medley*



*Aircraft 1/72, Master, 1<sup>st</sup> Place  
FC-1 by Charles Locke*



*Military Vehicles 1/72, 1<sup>st</sup> Place  
Guards Armor by Mark Frank*



*Military Vehicles 1/72, 2<sup>nd</sup> Place  
Emhar ATV by Mark Bailey*



*Military Vehicles 1/35, Master, 1<sup>st</sup> Place  
ZTZ 99A by Charles Locke*

# Contest Winners July 2025



*Civilian Vehicles, 1<sup>st</sup> Place  
Challenger by John Klinkham*



*Figures, 1<sup>st</sup> Place  
John DeSalva*



*Figures, 1<sup>st</sup> Place  
HMM Shadwofox by Sam Wood*




*Mecha, 2<sup>nd</sup> Place  
Samurai by David Tyson*



*Best Out of the Box, August 2025  
ZTA 99A by Charlies Locke*



# Best of Show 1/35 ZTZ 99A by Charlies Locke



# The Real Thing

Abbreviated from Wikipedia

[https://en.wikipedia.org/wiki/Type\\_99\\_tank](https://en.wikipedia.org/wiki/Type_99_tank)



By Tyg728 - Own work, CC BY-SA 4.0,

<https://commons.wikimedia.org/w/index.php?curid=61092818>

The Type 99 (Chinese: 99式主战坦克; pinyin: Jiǔjiǔshì Zhǔzhàn Tǎnkè) or ZTZ-99 is a Chinese third generation main battle tank (MBT).[6] The vehicle was a replacement for the aging Type 88 introduced in the late 1980s. The Type 99 MBT was China's first mass-produced third-generation main battle tank. Combining modular composite armor and tandem-charge defeating ERA, 125 mm smoothbore gun with ATGM-capability, high mobility, digital systems and optics, the Type 99 represents a shift towards rapid modernization by the PLA.

The Type 99 is based on the Soviet T-72 chassis. The tank entered People's Liberation Army (PLA) service in 2001. The People's Liberation Army Ground Force (PLAGF) is the sole operator of the Type 99. Three main versions of the Type 99 have been deployed: the Type 98 prototype, Type 99 and the Type 99A. The Type 99 forms the core of China's modern maneuver combat capabilities, with over 1,300 tanks built for the past two decades.

By 2008, 200 Type 98 and Type 99 tanks may have been deployed to the Beijing and Shenyang Military Regions. The Type 99 has seen less deployment than other tanks in PLA service due to cost factors. By 2024, more than 1,300 units of Type 99 and Type 99A have been deployed into the PLAGF service, forming the core maneuvering force of the PLA heavy combined arms brigades.



# Rest of the Models, August 2025



***1/48 P-38 Diorama by Brian Nylander  
National Contest Winner***



***1/48 CF-100 by Mike Snider***



***1/72 CF-100 by Mike Snider***



***Concorde by Anthony Robertson***




***1/48 F-104 by Mike Snider***



***1/72 Hind by Mike Snider***

## Rest of the Models



*Hughes H4 by Mike Snider*



*Classic Roadster by Mike Snider*



*Tank Crewman Figure Unknown Builder*




# Hague's Corner

## Why was the Thai Air Force Pilot Hanging Around with Mary

*by Dick Hague*

He was waiting for the just brown painted headrest on his Spitfire photo recon fighter to dry (Figure 1)!

"Mary" being the Allied code name for the Kawasaki Ki-32 ground attack aircraft used in China by the Japanese Army prior to the Pearl Harbor attack. After that they were passed onto training units back in Japan. Anybody ever hear of the 'Flying Tigers' shooting down any of these?



*Figure 1*




*Figure 2*

In getting back to the model desk after my cataract operations I came across the Amodel kit of this early WWII plane and decided to do a little work on it (Figure 2). Since I previously purchased a pre-cut mask for that huge number of panels in the cockpit canopy and the quality of the molding was way better than recent Amodel kits, I did a little work on it. Once I get some Japanese seat belts into the interior I will put that back in the box and try to complete some other models that have been hung up on the desk waiting for my vision to get cleared up a bit, and it has!

And a big public thank you to two good friends who took time out of their day to drive me to and from the cataract surgery in Fairfax during rush hour traffic. Both are animal lovers as I am, and both recently lost very old cats that had been long-term companions. Chris's cat outlived and survived twenty-one years with many dogs weighing three or four times his weight! While neither are scale modelers, both work on the 1/1 scale subjects that we modelers build replicas of. Chris restores classic automobiles and Gary built research aircraft and drones. Chris drove me for the right eye and Gary took me for the left one two weeks later. Again, thanks my friends!

Figure 3 (next page) is one of five model kits of the Russian Tu-2 light bomber. That ratty looting paint job was not a result of my eyesight but previous work on at least getting the number of parts under control at the end of a string of previous Russian aircraft completions. Talk about a model kit being too complicated for no good reason other than ????



The Marine UH-34 helicopter (Figure 4) needs a bit of detail painting to complete along with trying to get a decent orange yellow paint job on the cooling grills behind the rotor blades. It's not on in this picture.



This 1/48 scale Beechcraft UH-43 (Figure 5) is proving to be a kit that a lot of planning ahead is needed to successfully complete it. Unsatisfied with the quality of the clear plastic of the side windows, I cast them in place with clear epoxy. Right now the outside heat is precluding me opening the downstairs door to do any spraying outside. As soon as that sliding door opens an unbelievable amount of cold air flows outside! Not a time to be stressing our AC!.

The 'blue beast'! AJ 'Savage' (Figure 6) is slowly getting the already painted doors and landing gear doors and other small parts added. The props with white spinners have been painted but more work is needed on them to look right. Hopefully it won't require too much body putty to make them look decent.






Figure 8 shows a set of 1/48 scale wheels from a Beechcraft UC-43 light transport next to the fuselage of a 1/72 Spitfire to show how much difference the scales make!

Both the two seat F-100F and single seat F-100A are at the point of some 'outside' work (Figures 7 and 8). Finally, this previously completed Marine PBJ is included just because I like it and it's also completed (Figure 9)!

And everybody stay cool!



# Return to Sender – Postage Due ©

*by Fred Horky*

*Or “A Most Satisfying Method of Disposing of  
Captured Enemy Ordnance”*



The several weeks of “Tet Offensive” that began on January 31<sup>st</sup>, 1968, stretched into months. And at Cu Chi, our friend Charlie and his NVA friends made it a point to continue dropping calling cards on us just about every night! Sometimes it was mortar fire, sometimes rockets, but we just could count on NOT getting a full night’s sleep.

The troops out beating the bushes had a good deal of success finding Charles and even captured a number of their weapons. So many that, more than enough had been obtained for analysis back in the states, and for the dog-and-pony petting zoo of captured weapons kept for familiarization training of troops new to the theater.

Normally, excess enemy weapons would be handled by Explosive Ordnance Disposal specialists.

But then, somebody had the idea: “Why don’t we just shoot it back at them?”





An area to northeast of Cu Chi had been “free fire zone” since the war began. Known as the “Iron Triangle”, it fit this free fire description:

- Anyone unidentified (which was everybody there) is considered an enemy combatant
- Soldiers were to shoot anyone moving around *without* first making sure that they were hostile.

It had been under communist control for the ENTIRE war ...French and American...back to the 1940's! So, why not just shoot the damn rockets back at ANYTHING in the Iron Triangle?

Bob Adams, an ordnance corps friend of mine told me about his little project, and I quickly joined him on his short junket to outside the bunker line on the northeast side of the Cu Chi base camp. I wouldn't have missed this for anything!

Bob is seen to the right, setting up the tube launcher on its tripod. The troops had even captured the rather complex theodolite equipment used to precisely aim the launcher. (It is seen behind the launcher in the firing picture below.)

The rocket round is seen in the foreground. The dark part is obviously the business end: Bob said they figured the explosive equivalent to about our 8" artillery round. The silver part is of course the rocket motor.



*This picture shows the 25<sup>th</sup> Division M\*A\*S\*H triage center after a random (but direct) rocket hit. The “Dustoff” medevac helicopter pad is at right. Fortunately, it had been a quiet night, and nobody was in the building when it hit.*

At the base of the rocket were three fins, curved to match the rocket tube, and held closed tightly against the rocket motor by clips. They are arranged so that on launch they immediately flip out to spin-stabilize the round.

It was all very simple, but the VC made it even simpler. We were told that they usually didn't even lug the launcher around, instead making a simple bipod of bamboo poles, and letting fly with it that way. It wasn't a precision weapon, and the Cu Chi base camp was so big ....about a mile square ....that they could hardly miss it entirely!

## *Return to Sender (continued)*

In the picture at lower left, you'll note the metal poles supporting concertina wire in the cleared fire zone outside the bunker line. Finally, Bob was finished, and about as excited as a kid with a rocket to launch on the Fourth of July!



So all that was left to do was for everybody to back off, and for Bob to let it go! We didn't have the foggiest idea of what (or who) we had hit. That wasn't the point. But it was VERY satisfying!

*Fred Horky.*

---



# Tips and Share Meeting

This month's Tips and Share Meeting was another session of interesting modeling conversation. Wish I had a photographic memory. Speaking of photos, here are some of the pics the meeting attendees saw during the meeting.

Mike Fleckenstein sent three photos for us to enjoy. The first vignette (British SAS – “Rogue Heros” - depicts an SAS patrol jeep taking a break while getting information from a “Bedouin”. That is what it looks like to me. Mike explained it is a 1/72 Dragon kit. The rocks are pine bark nuggets. The figures are from FC Model Trend in France. 3<sup>rd</sup> place at the National Convention – Military Vehicles 831 1/49 and smaller



Mike's second vignette (photo on the next page) is a German mini-sub being tended to on a flatbed rail car. The kit is 1/72 ICM. The tie-downs are threat with white glue to make them stiffer. Figures are Preiser. This one took second place

Mike's second vignette (photo on the next page),"Molch, is a captured German mini-sub on a flatbed rail car. The kit is 1/72 ICM. The tie-downs are threat with white glue to make them stiffer. Figures are Preiser. This one took second place in Ships – 841 Vignette.



His third vignette, "Lunch Atop Skyscraper" is fantastic and another Nats winner – First place in Figures 832 Figure Diorama. Mike's story on the background and how he created the diorama was more than informative. Those who missed should have been there.





Kingston Luna is one very busy modeler. Here are a few of his in-progress builds.



## September Meeting Program and Contest Special

**Program:** TBD

**Contest Special:** MIDDLE EAST CONFLICTS (Iran- Iraq War begins 1980)  
- Build anything that operated in the Middle East from 1948- Present

Visit the club website at [www.novaipms.org](http://www.novaipms.org) and join the club Google group at <https://groups.google.com/forum/#!forum/northernvirginiamodelers>

Both locations will allow you to access the monthly Contest/Program Schedule as well as information about IPMS Northern Virginia Modelers.

We're also on Facebook

<https://www.facebook.com/pages/Northern-Virginia-IPMS>

### IPMS NoVA Executive Board and Chapter Volunteers

#### IPMS Northern Virginia Modelers Chapter Officers

<b><i>President:</i></b> Scott Bricker	<b><i>Vice President</i></b> Haagen Klaus
<b><i>Treasurer:</i></b> Jon Etherton	<b><i>Secretary/Historian:</i></b> Dale Hutchinson
<b><i>Chapter Contact:</i></b> Tom Henderson	

#### IPMS Northern Virginia Modelers Chapter Volunteers

***Contest Coordinator:***  
**Volunteer Needed**

***Webmaster:***  
Mark Stevens

***Newsletter Editor:***  
Tom Henderson  
[tomhenderson51@verizon.net](mailto:tomhenderson51@verizon.net)

***Raffle Coordinators:***  
Randy Corish, Mike Howe

***Program Coordinator:***  
Vacant, volunteer needed

***Make and Take Coordinator***  
Tim Barb

**Join IPMS/USA:**

[www.ipmsusa.org](http://www.ipmsusa.org)

*Application for new membership  
and renewals is on the next page*



# IPMS USA MEMBERSHIP APPLICATION



## International Plastic Modelers' Society/USA Membership Application / Renewal Form

New ☐ Renewal ☐ IPMS#: \_\_\_\_\_

Name: \_\_\_\_\_

Address: \_\_\_\_\_

City: \_\_\_\_\_ State: \_\_\_\_\_ Zip Code: \_\_\_\_\_

Phone: \_\_\_\_\_ E-Mail: \_\_\_\_\_

Chapter Affiliation, if any: \_\_\_\_\_

<b>Junior</b> (17 years or younger)	<input type="checkbox"/> \$17.00	Date of Birth _____
<b>Adult</b> One year	<input type="checkbox"/> \$30.00	
Two years	<input type="checkbox"/> \$58.00	
Three years	<input type="checkbox"/> \$86.00	
<b>Canada &amp; Mexico</b>	<input type="checkbox"/> \$35.00	
<b>Foreign</b> Surface	<input type="checkbox"/> \$38.00	
<b>Family</b>	<input type="checkbox"/> Adult fee + \$5.00	
	# of cards? ____	

Your Signature: \_\_\_\_\_

If recommended by an IPMS member, please provide his/her:

Name: \_\_\_\_\_ IPMS #: \_\_\_\_\_

### PAYMENT OPTIONS:

Cash ☐ Amount: \_\_\_\_\_  
Check ☐ Check #: \_\_\_\_\_ Amount: \_\_\_\_\_

### Where did you hear about IPMS/USA? Please check all that apply:

<input type="checkbox"/> Local model club	<input type="checkbox"/> Internet search
<input type="checkbox"/> Friend	<input type="checkbox"/> IPMS web site
<input type="checkbox"/> Ad in IPMS Journal	<input type="checkbox"/> I'm a former member rejoining
<input type="checkbox"/> Facebook	<input type="checkbox"/> Other _____
<input type="checkbox"/> Ad in other magazine	

Applications should be printed and mailed to:

IPMS/USA  
PO Box 45235  
Omaha NE 68145-0235

## Upcoming Events

3 September 2025

IPMS Northern Virginia Modelers Monthly Meeting  
Fairfax High School  
3501 Lion Run, Fairfax VA 22030  
6:30 – 9:00 pm

6 September 2025

National Capitol Model Soldier Society Annual Show  
Springfield Hilton  
6650 Loisdale Road, Springfield VA

13 September 2025

Penncon 2025  
Eisenhower Campus Center, Messiah University  
1 College Ave, Mechanicsburg PA 17055

16 September 2025

IPMS DC Meeting  
Nancy H. Dacek North Potomac Community Rec Ctr  
13850 Travilah Rd. Rockville, MD 20850

17 September 2025

IPMS Northern Virginia Tips and Share Teams Meeting  
7:00 pm

20 September 2025

Washington Armor Club Meeting  
Kings Park Community Library  
9000 Burke Lake Road, Burke VA  
10:00 am – 1:00 pm

24 September 2025

National Capital Model Soldier Society (NCMSS)  
Monthly meeting  
Thomas Edison High School Room E-112  
5801 Franconia Rd.  
Alexandria, VA 22310  
22 February 2025

28 February 2026 – IPMS Richmond Old Dominion  
Open

12 April 2026 – IPMS Northern Virginia Model Classic  
Fairfax High School  
3501 Lion Run, Fairfax VA 22030

**National Capital Model Soldier Society**  
**64<sup>th</sup> ANNUAL SHOW**  
**SEPT 6, 2025**  
Saturday 9 AM to 5 PM  
at the  
**SPRINGFIELD HILTON**  
6650 Loisdale Rd  
Springfield, VA

**HIGHLIGHTS**

- Two-Day Painting Class by Jim Rice of Sabot Miniatures (Sept 4 & 5)
- Trophies and Sponsored Awards
- Car/Ship/Train/Air/Armor Club Displays
- GUNDAM Build Tables & Giveaways!
- Modeling Demonstrations
- Hobby Vendors

Celebrating **250 YEARS** U.S. Military

For Details Visit: [NCMSSClub.org](http://NCMSSClub.org)

**CENTRAL PENNSYLVANIA IPMS PRESENTS**  
**PENNCON 2025**  
**MODEL SHOW AND CONTEST**  
**SEPTEMBER 13, 2025 9:00AM TO 4:30PM**  
**Eisenhower Campus Center, Messiah University**  
**One College Avenue, Mechanicsburg, PA 17055**  
**Show theme: LAST OF THE LINE**

**Contest fee (up to 3 entries):**  
Adult \$15.00 (includes contest and display)  
Junior (16 & under) \$5.00  
Uniformed individuals admitted free!  
Messiah University students, faculty, and staff: free admission with valid ID!  
Make & Take for kids 15 and under.

**Walk-in and Display only:**  
Individuals \$7.00  
Families \$10.00

For more information visit: [www.cenpennipms.com](http://www.cenpennipms.com)  
Contact: Dana Sadaramanda (717)395-7489 e-mail: [centralpaipms2025@gmail.com](mailto:centralpaipms2025@gmail.com)  
Vendor Contact: Robbin Crossley (717) 430-4352 e-mail: [richib@geek.com](mailto:richib@geek.com)



## Upcoming Events (continued)

**2026 MODEL CLASSIC**  
**AMERICA**  
**THE 250th AWARDS**  
**United States Semiquincentennial**

NORTHERN VIRGINIA  
**modelers**  
IPMS  
[www.novaipms.org/model-classic](http://www.novaipms.org/model-classic)


General Admission \$10 Single Adult (18+) \$15 Family  
Contestants \$15 (Unlimited Entries)  
Juniors (17 and under) and Active Duty Military with ID (Free)  
Award Sponsorships: \$30 Category | \$50 Class  
Vendor Tables \$30 per table

**Saturday April 12, 2026**  
**9AM - 4PM**  
**Fairfax High School**  
**3501 Lion Run, Fairfax, VA 22030**

**FOR MORE INFORMATION:**  
Tom Henderson - [tomhenderson51@verizon.net](mailto:tomhenderson51@verizon.net)  
15491 Wheatfield Rd., Woodbridge, VA 22193  
703-680-9354

Super Raffle!  
On site food  
Concessions

INTERNATIONAL PLASTIC MODELERS' SOCIETY  
U.S.A.



**IPMS/USA NATIONAL CONVENTION**  
**CROSSROADS OF AMERICA**  
**FORT WAYNE INDIANA**  
**2026**

**IPMS/USA Nationals 2026**  
**Fort Wayne, Indiana: Crossroads of America**  
**August 5-8, 2026 - Grand Wayne Convention Center**

