



www.novaipms.org



September 2022 Newsletter

Editor: Tom Henderson

The IPMS Northern Virginia Modelers monthly meeting took place at the Sherwood Community Center on 3 August 2022 with 34 members attending. The chapter welcomed new member Nathanael Jansen, who brought a stunning model of the HMS Belfast. It took Best of Show.

Announcements:

- The September program will be a talk by Tim Hosek on modeling Klingon Battle Cruisers. The October program will be a talk by Emanuel "David" Zweigel on building Gundam models.
- Hobby Lobby has a sale of 40% off of the price of Gundam models every other week. A beginner Gundam model starts at less than \$10.

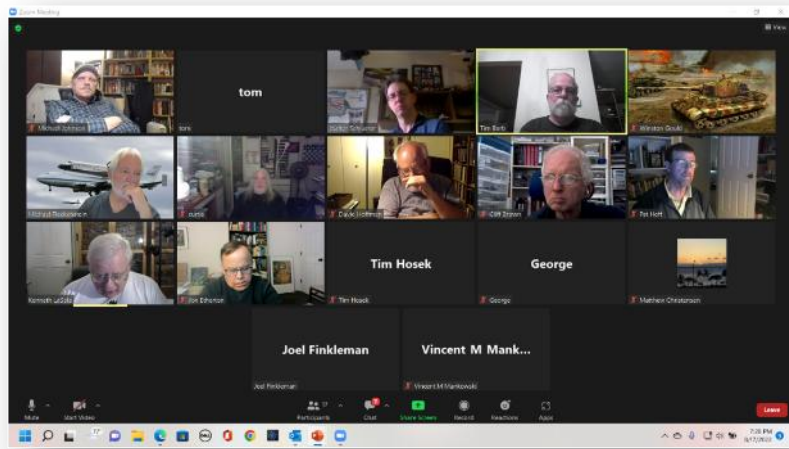
Bill Strandberg gave the chapter a detailed description regarding IPMS National Convention changes. Bill explained IPMS has changed the way they do things in major ways. For one important example, it is very important to renew your membership ahead of time if you want to keep your current member number. If you renew after your renewal date, the system will spit out a new number for you, and you will lose your current number. All are encouraged to visit the IPMSUSA.org web site to keep abreast of news at the national level.

Discussion took place on hosting the National Convention here. Unfortunately, the extremely high cost to hold a convention the size of the IPMS Nationals in Washington DC area makes it a major showstopper. Further discussion took place on conventions planned for future years at other locations. Upon conclusion of the business meeting, focus centered on Curtis and Shirley Clinton who ran the monthly club raffle, and to the models as voting took place for models entered into competition. Contest Coordinator Walter Schlueter brought the meeting to a close with the awards ceremony.

I was finally able to join the Tips and Share meeting this month and very much enjoyed the evening. Outside of the usual catching up with how everyone is doing, the show and tell was great. Ken LaSala kicked it off with three Nieuports (one a 17 and two 23s) he built, each with different markings. One of them was out of the *Flyboys* movie. Ken shared drawings he made to illustrate his rigging technique.



Meet new member Nathanael Jansen, a ship builder who made quite an introductory statement by taking Best of Show with his awesome HMS Belfast (see page 11)



Mike Fleckenstein was up next with three modeling subjects, two of which are in progress. I failed to capture the 1/72 Eduard F6F he is working on. He is impressed with the quality of the kit. I was quick enough to grab a screens shot of the 1/72nd scale gun truck diorama he also has in progress. The trucks are made by a company called 3R Models. Mike gave viewers a run down on each element of the vignette while describing the layout. If you are interested in the gun truck model, I found it at <https://freetimehobbies.com/3R-Model-1-72-Scale-Mid-East-War-Pickup-2x-pickup-ZPU-2-machine-gun/>



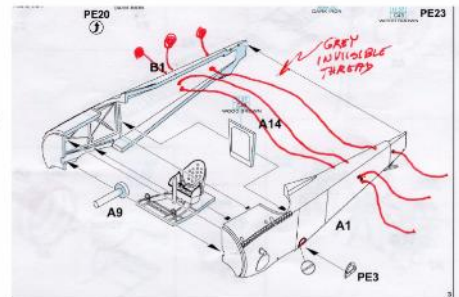
L to R: Nieuports – 17 (Flyboys), 23 (Russian), and 23 (Belgium)

Dave Hoffman displayed two examples of his awesome figure painting skills with a WWI artillery diorama and a Roman Centurion. Jon brought a new display base maker for aircraft modelers. Carrier bases. See page 19 for a review by Jon.

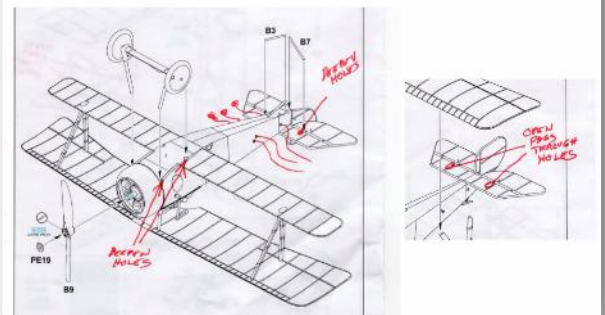
That ends the front piece. Model gallery is next followed by Hague's Corner (page xx) followed By a Roanoke show report by Tim Barb. Last but not least, check out Jon Etherton's review of a new resin carrier deck base maker Fairfax. We are back at Fairfax HS on 7 September. See you then.

Rigging Techniques Approach 1

- Using invisible thread, drill holes in fuselage.
- Knot thread at one end and pull through both sets of holes almost until knot contacts fuselage.
- After assembly and painting, pull knot side back out to get needed length.



Rigging Techniques Approach 2



Left: Mike's first place winner at Omaha. Category 740. Diorama; Ships; Vignettes
Seehund Type XXVIIb

Below and below right: Gun truck vignette in progress



Dave Hoffman's Artillery diorama and Centurion



Contest Winners August 2021



*Aircraft 1/72, 1st Place
S-3 Viking by Charles Locke*



*Aircraft 1/48, 1st Place
Typhoon by Greg Parpati*

Contest Winners August 2021



*Sci-Fi, 1st Place
Gundam by David Zweigel*



*Master, 1st Place
Bf-109 by Scott Bricker*

Contest Winners August 2021



*Master, 2nd Place
F-100D by Don Dickson*



*Special, 1st Place
F-4B by Don Dickson*

Contest Winners August 2021



*Special, 2nd Place
Mach 2 Fighters by Mike Snyder*

Rest of the Models



Aviators



Skyraider

Rest of the Models (continued)



Tank

Contest Winners August 2022 (continued)

Best out of the Box MiG-21 by Jim Fitzgibbon



The OOB winner is #74

Best of Show HMS Belfast by Nathanael Jansen



Nathaniel's Belfast also took first place at the 2022 National Convention in Category 403B Ships, Battlecruisers, and Cruisers; 1/350 (Cruisers)



Out of the Box Modeling

by Dick Hague

Editor's note: Dick shares a unique running text and visual diary of his modeling adventures which includes triumphs, defeats, lessons learned and tips. It is too tall of an order to pull together one complete build from the various messages, so what you are seeing in these articles is a moving "window" of Dick's modeling adventures over time. Nevertheless, we are getting a host of tips and lessons learned suitable for beginners and experienced modelers alike.

Back in the box??? I think most model builders know what that is. It is when you want to work on something other than what you have been doing but don't want to have another incomplete model taking up space in your working area. Usually, you pick something that involves building smaller assemblies that will fit back in the box when that urge is out of your system.

Here is how I handled this for a couple of hours. In an earlier BIB (Back Inbox) I had washed the contents of the Yak 2's box. This should always be a first step on any model build as it removes oils and other products of the manufacturing process. After it dried overnight the next BIB resulted in some interior bulkheads being installed inside half of the engine nacelles. There were a lot of attachment points that had to be trimmed and sanded before that could happen. The manufacturer (Amodel) doesn't employ any high-tech molding processes (Figure 1). While they have many interesting subjects, ease of assembly is a low priority with their kit designers!




Figure 1




Figure 2

I had been thinking about gluing together the top and bottom of the left and right wing halves and did just that. Here is where some tips start, not only on this kit but generally speaking! The arrows in the second picture point out molding flash on the leading edge of the wing (Figures 2 and 3). As long as the two pieces fit flat together don't remove this flash until after the glue dries otherwise you may have an indentation that might have to be filled on the edge. Sand it smooth when the glue gets hard.



Figure 3




Figure 4

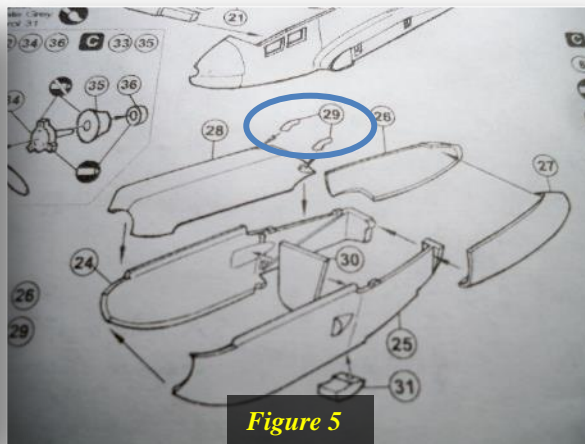


Figure 5

Look at parts 9 and 10 on the instructions and then on the real 9 and 10 (Figure 4). These parts look the same and almost are. They are the front and back of an internal weapons bay and due to fuselage taper might cause a fit problem when you try to join the fuselage halves. As soon as you cut and trim them from the molding sprue it will be difficult trying to tell which is front or back. Using this small permanent marker solves this problem. What about that ink? Several ways to deal with that, wipe off with paint thinner, sand off, paint over it, etc. It will be mostly invisible inside anyway. Lots of other small parts got identified while this was going on! Handy tool that marker!

Numbering parts on the sprue of what I consider a limited run kit doesn't guarantee that getting the numbered parts together per the instructions will be correct! Look at Figure 5 showing the engine nacelle assembly of which you need to make two and their parts, left and right, have the same number on the call out illustration, but.....

Notice on Figure 6 the difference in size of the left side's air intakes! In spite of being the same numbers the left halves are different as are the rights. Looking at other pictures large scoops should be on the fuselage side of each nacelle and the small ones face outboard. After gluing together one of these nacelles it was BIB!!

Editor's Note: When Dick sends his updates to his group of friends and followers, he always has a few sentences on Charlie, his cat. I always delete those passages under the assumption

newsletter readers around the country who do not know Dick would have no interest in Charlie's status, or his silent comments. We have been following Charlie's recovery from some life-threatening wounds he suffered quite some time ago. With Charlie's healing coming along well now, and with Dick's statement he was a factor in this update being written I am making an exception. Read on.

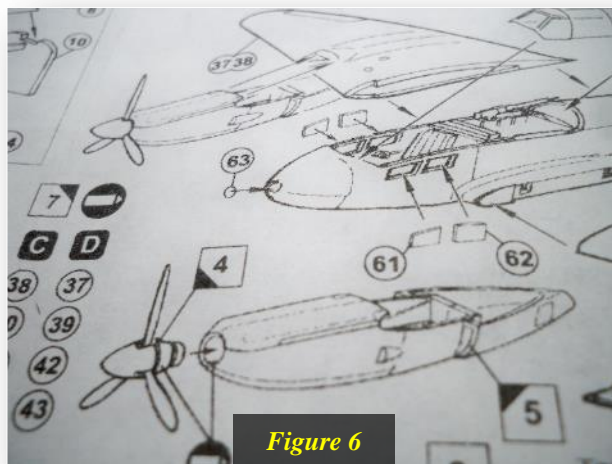


Figure 6

Hague's Corner (continued)

The good news is that the aggressive wound treatment on Charlie is starting to pay off. A couple of the open wounds have closed and the larger ones are starting to close. While giving him two antibiotics twice a day plus a pain killer in the morning gets complicated and time consuming, not to mention messy. But he is acting more like his old self and exhibiting cat like curiosity of things around him. Every few hours he changes where he is moving from the living room bed to the cat tree by the window, to the desktop by the computer or my bed. Maybe next week we will be able to give him access to downstairs although that living room litter box and bed will stay a while longer.



He should also get part credit for this update as his constant scratching at the tight bandage at three this morning got me out of bed to deal with that and I couldn't go back to sleep so decided to do this update!

Shootout!

by Tim Barb

On August 13, 2022, Roanoke Valley IPMS held the Virginia Shootout at the Salem Civic Center in Salem Virginia. A total of 470 models were entered by 108 contestants. Best of show was won by John Munday with an A-6E Intruder. Unfortunately, neither I nor the Head Judge got a picture of the plane, but I remember seeing it and can state that it was a worthy winner.





IPMS Northern Virginia Modelers was well represented by (from the left): Dave Vaughan, Tim Barb, Mike Johnson, Vince Mankowski, Mike Poreda, Randy Corish



Ed Mautner did not make it to the group photo, but he failed to escape the steely eyed camera being held by Tim




Two of our favorite vendors were also present. Angel Garcia-Ablanque (on the right) with assistant Mikkell Petrich And.....



The innovative Mark Tutton of Starfighter Decals

(1) Highlights of the show for me were a humorous diorama, "Okay Redneck."




Shootout (continued)

The Turbine Urban Refuse Driverless (TURD) garbage truck:



The models entered by a very talented junior model, Ms. Ryan Bolster, 9 years old, who entered a very good Lego diorama AND the A-7:







WWII 1/48 Carrier Decks

by Jon Etherton

Accuscale Models makes some incredible 1/48 Laser cut WW2 Carrier Decks. A new Imperial Japanese Navy deck is now available.

During our Tips and Share calls over the summer, I have been showing off 1/48 laser-cut “wood” WW2 carrier decks from “Accuscale Models.” They were created to serve as bases for displaying 1/48 scale naval aircraft models, and for dioramas. Along with their United States Navy (USN) WWI deck, Accuscale just released an Imperial Japanese Navy (IJN) WW2 deck based on historical references from the carrier Akagi.

In my view the quality of the detail and laser etching is outstanding. They include the elevator, tie-downs, and arrestor cable trenches (as appropriate) as the accompanying photos show. The decks, which sell for \$19.95 each, come with detailed instructions on assembly, painting and weathering and are available on eBay (search for Accuscale Models) or from Etsy at “AccuscaleModels-Etsy. On the same sites, you can also purchase the custom-cut and routed wood base (\$18.95) on which to mount the carrier deck sets.



Close up of the deck with samples. You will need to supply the models. The photos also show off the wood base you can order

September Meeting Program and Contest Theme

Program: Klingon D7 Battle cruiser recognition guide by Tim Hosek

Contest: U.S. Air Force at 75. Any USAF vehicle from 1947 to current.

Visit the club website at www.novaipms.org and join the club Google group at

<https://groups.google.com/forum/#!forum/northernvirginiamodelers>

Both locations will allow you to access the monthly Contest/Program Schedule as well as information about IPMS Northern Virginia Modelers.

We're also on Facebook

<https://www.facebook.com/pages/Northern-Virginia-IPMS>

IPMS NoVA Executive Board and Chapter Volunteers

IPMS Northern Virginia Modelers Chapter Officers

President:

Tim Barb

Vice President

Scott Bricker

Treasurer:

Jon Etherton

Secretary/Historian:

Cliff Brown

Chapter Contact:

Tom Henderson

IPMS Northern Virginia Modelers Chapter Volunteers

Contest Coordinator:

Walter Schlueter

Webmaster:

Mike Fleckenstein

IPMS USA Webpage of the Year for 2021

Newsletter Editor:

Tom Henderson

IPMS R2 2020 Newsletter of the Year
tomhenderson51@verizon.net

Raffle Coordinators:

Curtis and Shirley Clinton

Program Coordinator:

Vacant, volunteer needed

Make and Take Coordinator

Vacant, volunteer needed

Join IPMS/USA: www.ipmsusa.org

IPMS/USA MEMBERSHIP FORM				
IPMS No.:		Name: _____		
Address: _____		First	Middle	Last
City: _____		State: _____		Zip: _____
Phone: _____		E-mail: _____		
Signature (required by P.O.): _____				
Type of Membership <input type="checkbox"/> Adult, 1 Year: \$30 <input type="checkbox"/> Adult, 2 Years: \$58 <input type="checkbox"/> Adult, 3 Years: \$86				
<input type="checkbox"/> Junior (under 18 years) \$17 <input type="checkbox"/> Family, 1 Year: \$35 (Adult + \$5; One Set Journals) How Many Cards? _____				
<input type="checkbox"/> Canada & Mexico: \$35 <input type="checkbox"/> Other / Foreign: \$38 (surface) Checks must be drawn on a US bank or international money order				
Payment Method: <input type="checkbox"/> Check <input type="checkbox"/> Money Order				
Chapter Affiliation, (if any): _____				
If Recommended by an IPMS Member, Please List His / Her Name and Member Number:				
Name: _____		IPMS No.: _____		
IPMS/USA		PO Box 1411		
Join or Renew Online at: www.ipmsusa.org		Riverview, FL 33568-1411		

Upcoming Events

7 September 2022

IPMS Northern Virginia Modelers Monthly Meeting
Fairfax HS
3501 Lion Run, Fairfax VA 22030
Start time 7:00 pm

6 September 2022

Washington Armor Club Meeting
Members only this month at a member's home

19 September 2022

IPMS DC Meeting
Nancy H. Dacek North Potomac Community Rec Ctr
13850 Travilah Rd. Rockville, MD 20850
7:30-9:00pm

21 September 2022

IPMS Northern Virginia Tips and Share Zoom Meeting
Begins at 7:00 pm

28 September 2022

NCMSS Monthly Meeting
Thomas Edison High School
5801 Franconia Road
Alexandria, VA 22310

13 August 2022

IPMS Roanoke Virginia Shootout
Salem Civic Center
Salem, VA

10 September 2022

PENNCON 2022
U.S. Army Heritage and Education Center
950 Soldiers Drive
Carlisle Barracks, PA 17013-5021

1 October 2022

National Capitol Model Soldier Society
61st Annual Show
Springfield Hilton
6550 Loisdale Rd., Springfield VA

1 October 2022

BeachCon 2022
General Robert H. Reed Recreation Center
800 Gabreski Lane,
Myrtle Beach, SC

22 October 2022

MarauderCon 2022
Level Volunteer Fire Company
3633 Level Village Road
Havre De Grace, MD 21078

Save the Date
More Details to Follow

THE 2022 VIRGINIA SHOOTOUT

237 Awards
8 Best Of's
1 Club Award
4 Special Awards

New Categories: **HELPING TO KEEP HISTORY ALIVE, "ONE MODEL AT A TIME"**
Gundam, Steampunk

Scale Model Show, Contest and Swap meet!

AT THE
SALEM CIVIC CENTER, SALEM VA.

AUG. 13, 2022

General Admission: \$5 Model Registration: \$10 For First 5 Models
Vendor Tables: \$35 per Table \$1 per Additional Model

Visit www.rvipms.com for more details, out soon!

CENTRAL PENNSYLVANIA IPMS PRESENTS

PENNCON 2022
MODEL SHOW AND CONTEST

SEPTEMBER 10, 2022 9:00AM TO 5:00PM
US ARMY HERITAGE & EDUCATION CENTER
950 SOLDIERS DRIVE, CARLISLE, PA 17013-5021

SHOW THEME: **A NEW CENTURY: 1900-1914**



Contest fee (up to 3 entries):
Adult \$15.00 (additional entries \$1.00 each)
Junior (16 & under) \$5.00
Uniformed individuals admitted free!
Make & Take for kids 15 and under.

Walk-in and Display only:
Individuals \$7.00
Families \$10.00

For more information visit: www.cenpennipms.com
Contact: Dana Sadarananda (717)395-7489 e-mail: chilld1402@gmail.com
Vendor Contact: Robbin Crossley (717)439-4353 e-mail: ricctfn@aol.com

Upcoming Events (continued)

National Capital
Model Soldier Society



61st ANNUAL SHOW

NEW DATE!
SAME LOCATION

SPRINGFIELD HILTON
6550 Lisdale Rd, Springfield, VA

OCTOBER 1, 2022
Saturday 9:00 AM to 5:00 PM

HIGHLIGHTS INCLUDE

- Trophies and Sponsored Awards
- Ship/Train/Auto Club Displays
- Raffles
- Hobby Vendors

For details visit us at NCMSSClub.org

GRAND STRAND SCALE MODELERS
and
COASTAL CAROLINA SCALE MODELERS

Present

BeachCon 22

Saturday, October 1, 2022 9:00 AM - 4:00 PM
General Robert H. Reed Recreation Center
800 Gabreski Lane, Myrtle Beach, SC

Contestants
\$10.00
Unlimited number of models

Model Contest
Over 50 Categories

Award Sponsorships
\$10.00

Non-Contestants
\$5.00 Single Adult (18 and older)
\$8.00 Family

Special Theme Award
Best of the Beach

Please refer to Contest Rules on Website for details.

Juniors
(17 & under)

Active Duty Military
(with ID)

FREE!

For information contact:
Rick Rebert
100 Windham Rd.
Pawleys Island, SC 21936
912-435-2395

Vendor Tables
6" Table - \$30.00
8" Table - \$40.00

On Site Food Concession!

Raffle

www.grandstrandmodels.org/



IPMS Baltimore & IPMS Washington DC



MARAUDERCON 2022

October 22, 2022 - 9am-5pm
Level Volunteer Fire
Company
3633 Level Village Rd
Havre De Grace, MD 21078
www.maraudercon.org



Northern Virginia Modelers
Model Classic 2023
Between the Wars
1920 to 1940

Saturday, April 15, 2023
9:00 AM - 4:00 PM
Fairfax High School
3501 Lion Run, Fairfax, VA 22030

Walk-in Admission
\$8.00 Single Adult (18 and older)
\$10.00 Family

Contestants
\$10.00
Unlimited number of models

Juniors
(17 & under)

Active Duty Military
(with ID)

FREE!

Super Raffle

Model Contest
Over 90 Categories

Award Sponsorships
\$30.00

Vendor Tables
\$30.00 per table

On Site Food Concession
by
FHS Choral Patron

Make & Take FREE for the Kids!
(17 & under)

For information contact:
Tom Henderson
15491 Wheatfield Rd.
Woodbridge, VA 22193
(703) 680-9354
tomhenderson51@verizon.net

For information contact:
Jon Eberhart
6902 Brattle Ave.
McLean, VA 22104
(703) 445-4190
jon.eberhart@outlook.com

www.novaipms.org

Show Sponsored by
Fairfax High School
PTSA All Night Grad Committee

